



Equi-Health Canada/Equi-First Aid USA Equine First Aid Instructor (EFAI) Course Outline

The Equi-Health Canada/Equi-First Aid USA Equine First Aid Instructor ("EFAI") Training is a 40-hour course divided into 7 parts:

1. Pre-course material (16 hours – home study)
2. Pre-course exam (2 hours)
3. Equine Emergency First Aid (6 hours)
4. Advanced Equine First Aid (8 hours)
5. Review (2 hours)
6. Additional courses (2 hours)
7. What now? (4 hours)

Total - 40 hours

1. The pre-course material is a combination of basic equine first-aid applications in descriptive form, equine anatomy and physiology, common hoof diseases, normal versus abnormal, what IS First Aid, and basic equine knowledge. This will be in written form and provided upon registration for study purposes.
2. The pre-course exam is a 2-hour exam to be written the first morning of the course. It is based on the pre-course material. This will be to determine areas that need additional study by the equine first aid instructor candidate.
3. Emergency First Aid – Upon successful completion of the pre-course exam, We will review the PowerPoint presentation for the basic one-day class. Then we will move directly into the hands-on learning portion. During this portion of the EFAI training, students will be actively working with the horse, learning the different first aid techniques for common wounds, injuries, conditions etc. that they will be demonstrating and teaching in their classes.
4. Advanced First Aid – The second day will cover Advanced First Aid techniques. We review reviewing the Power Point presentations for both versions of the advanced class. Much of the day will cover the hands-on training that the trained EFA instructor will be teaching during the Advanced Equine First Aid courses.
5. Review - day three will start with the instructor reviewing any portions of the classes that students request &/or students implementing their learning by teaching different portions of first aid classes with the instructor and fellow students.
6. Additional courses – an overview of the other classes that the new EFA instructor will be qualified to teach.
7. What now? Code of ethics, business considerations, instructor agreements, marketing, etc., with an opportunity for Q&A.

Upon successful completion of the course, graduates will be awarded a certificate of completion. New instructors will also receive their EFA Instructor's Kit, which contains:

- The manual/handbook for each of the classes that the instructor is qualified to teach
- Veterinary thermometers
- Stethoscope
- 120" measuring tape
- Hoof pick
- Flashlight
- Medical shears
- Instructor vest
- Instructor bag
- Resources flash drive

New instructors will have also access to the EFA Instructors Facebook group, which provides teaching & marketing tools and files and the instructor-only pages of the website, where additional resources are available.

All class supplies will be provided by the instructor-trainer, as will snacks, refreshments and a light lunch each day.

Requirements

All applicants must have the following before being considered by the Board of Advisors for the Equi-Health Canada/Equi-First Aid USA EFAI training:

1. Must be over the age of 18 and a high school graduate &/or acceptable level of experience and education. Teens aged 14-17 may be considered, however they would carry the title of Junior Instructor and would be required to co-teach with a senior instructor until they are 18 years of age. This is partly for insurance reasons, but also to ensure the success of the young instructor.
2. Must have significant experience and be comfortable handling and working with horses. This may be in a specific sport or discipline, breeding background, pleasure rider, groom, police or military work, etc.
3. Must be able to participate in learning situations that require skills in observation, visual, auditory and tactile information gathering.
4. Must demonstrate the ability to safely perform hands on assessment/demonstration with a live horse, including feet and all parts of the body.
5. Must demonstrate the application of good judgement and prompt completion of all responsibilities attendant to the care and safety of both horse and human.
6. Must adhere to the EFAI Code of Ethics.
7. Must complete the application form* in full
8. Must pay course fees in full prior to certification. Payment plans are available but certification will not be awarded until tuition fees are paid in full.

*Application does not guarantee acceptance. Refunds will not be issued to failed students.

Q & A

Q. Is the training tax deductible?

A. Yes, at this time it is considered a tax-deductible expense in most places - but always check local regulations with your accountant.

Q. How long will it take me to recover my investment?

A. With average class sizes of 10-12 students, most instructors make back their investment within their first 2-3 classes.

Q. What do I get for my training fee?

A. You'll receive a welcome booklet that helps you get started. We then mail out your pre-course study materials which includes your instructor teaching manual, farrier notebook, anatomy & physiology charts, and a variety of other materials. The course itself is 3 days in length. We provide refreshments and lunches during training, the training location and all teaching materials & supplies. Upon graduation you will be awarded a vest embroidered with the company logo and the word 'INSTRUCTOR'. We also provide you with a vital signs kit, class outlines and PowerPoint presentations that guide you through the classes. You will be 100% set up and ready to teach upon graduation! You also receive ongoing help and support after graduation.

Q. When I take the training, do I work for Equi-Health Canada/Equi-First Aid USA?

A. Students who successfully complete the instructor training course become independent contractors for Equi-Health Canada/Equi-First Aid USA. That means that you can write off your business expenses (per current tax legislation), travel and teach when, where and as often as you want! We have instructors across Canada, the United States, France, Switzerland, Australia. You are eligible to teach anywhere that you are legally entitled to work. As an independent contractor, you are responsible for all aspects and responsibilities of your own business entity and for securing insurance coverage.

Q. Do I have to find my own courses to teach?

A. Yes and No. We market together. Part of your training includes marketing of your own courses and we encourage you to use your contacts in the horse world, however we also market heavily for our instructors through social media campaigns, magazine and print ads, post and market your courses on the website, send you leads and refer students and host locations to you.

Q. Are there territories?

A. No. Territories are unnecessary. Not only do we currently offer 7 different training courses, but there are over 2 million people involved with horses in Canada, 1.2 million riders in the UK, and another 4.6 million horse owners in the USA, so there are plenty of potential clients for all our instructors. We want you to be able to travel and teach in fun places as well. We have one instructor who teaches at a guest ranch in Costa Rica every year.

Q. So how does it 'work'?

A. Once you have a class scheduled at your own ranch or a host location, we advertise your class on our websites and you advertise locally via whatever means you choose. The one-day courses are offered nation-wide at the standard fee of \$159.00. You collect the fees from your students directly. You then order your course materials from Head Office or your Affiliate at a cost (currently \$40.00) per student (includes their first aid manual, certificate of completion and "vitals" card). Your other expenses

are the consumable class supplies (wounds dressings, vetrap, cast padding, duct tape, etc.) and refreshments/meals if you provide them. Gross profit is normally \$100-\$110 per student. The normal overheads of running a business obviously apply, including any equipment, home-office, marketing, travel and insurance. All class supplies and operating expenses are normally tax-deductible, but your accountant can confirm local tax regulations.

Q. Do I have to re-certify at any point?

A. Yes, your certification is valid for 3 years. After 3 years you can re-certify via an online exam to obtain your lifetime certification and senior instructor status.

Q. What kind of support do I have?

A. We really are a family. We have a private instructors-only page on the website where you can download handouts, marketing ideas, sample posters and brochures, sample forms, emails, photos for marketing, etc. We also have a closed Facebook group where instructors from across the world can share ideas, stories, etc.

We also hold instructor conferences. Attendance is not mandatory but there is always great camaraderie, learning, updates on new ideas coming through and future programs we are developing - and it is a load of FUN. The conference often takes place in Alberta Canada, at the foothills of the Rocky Mountains, however we do travel elsewhere some years!

Head Office and your instructor-trainer are always available for phone or email support as well.

Feel free to call me if you have additional questions; 936-827-5694

I look forward to you joining the team!

Elisabeth



FOR THE LOVE AND THE LIFE OF THE HORSE

Affiliate: A Stable Connection www.astableconnection.com 10961 Lake Forest Drive, Conroe, TX 77384, USA.
Phone: 936-827-5694 email: lis@astableconnection.com

Head Office: Equi-Health Canada www.equi-healthcanada.com PO Box 551, Station Main, Okotoks, Alberta, Canada T1S 1A7 phone
(403) 700-9152 fax (403) 982-0957

Program Information, pricing & requirements may change periodically

EQUI-HEALTH CANADA / EQUI-FIRST AID USA

for the life and the love of the horse

Equine Health and Emergency First Aid

Our most popular course! Join us for a one day course covering: what your vet needs to know, conditioning a horse to accept treatment, taking vital signs, dealing with lacerations, punctures, colic, choke, collapse, shock, hoof issues, recognizing pain in the horse and pain source identification, spinal health, injury prevention and so much more! All attendees receive a certificate of completion, first aid manual and this course earns you professional development credits with various organizations. *(the basic first aid course is a pre-requisite to the advanced courses)*



ADVANCED Equine First Aid PLAN PREPARE REACT

Join us for a one day advanced equine emergency first aid course and learn what to do in more serious situations, while waiting for the vet. Also includes assessment of the horse for work: body condition scoring and conformation.

Note: The basic Equine Health & Emergency First Aid class is a pre-requisite for taking the Advanced class.



Disaster Planning & Emergency Preparedness Training


A MUST for any livestock owner, this course will train you in fire prevention, planning for and executing safe evacuation procedures, hidden dangers and risk management. It also covers what to do in natural disasters such as flooding, wild fires, ice storms, hurricanes, tornadoes and more. Don't be unprepared - we can help you help your animals. This course is suitable for any livestock operation, not just horses, and is supported by the insurance industry.



ADVANCED Wilderness & Remote Equine First Aid PLAN PREPARE REACT

Join us for a one day highly advanced equine emergency first aid course and learn what to do in the most extreme situations, with a focus on wilderness and remote first aid. Also includes assessment of the horse for work: body condition scoring and conformation.

Note: The basic Equine Health & Emergency First Aid class is a pre-requisite for taking the Advanced class.



Equine First Aid Fundamentals (ages 10 and up)

This is a half day fast paced clinic covering the fundamentals of first aid. Working hands on with the horses, you will learn to take vital signs, recognize pain in the horse, detect colic and participate in lots of bandaging in realistic scenarios! All attendees receive a first aid reference booklet.



Safety First The Barn and Beyond

Looking to buy your first horse? Your first acreage? New to the world of ranching or just want to get close to a horse and learn more about them?

This 3-hour comprehensive safety course focuses on farm safety, livestock safety, and, of course, safety around horses! Geared for beginners.



Safe Trailering Practices

Keeping your horse safe is your number one priority. Is your trailer safe and do you know what your horse experiences during a collision? What are the protocols, your responsibilities & liabilities when involved in an accident and the laws around hauling? Do you know if your trailer size/layout provides your horse comfort & stability? Do you know your hitch and connections? Learn how to keep your horse as safe as possible and be prepared for the unthinkable.



I CAN HELP! Horse First Aid for Kids (ages 5-10)

Have a horse crazy youngster? Sign them up for the 3 hour kids program. They'll learn horse safety and basic first aid in a fun, hands on environment. There's even a recipe for horse cookies in their manual and they'll all get a certificate of completion!

No horse experience necessary!



*Courses are eligible for professional development credits with various associations & councils.

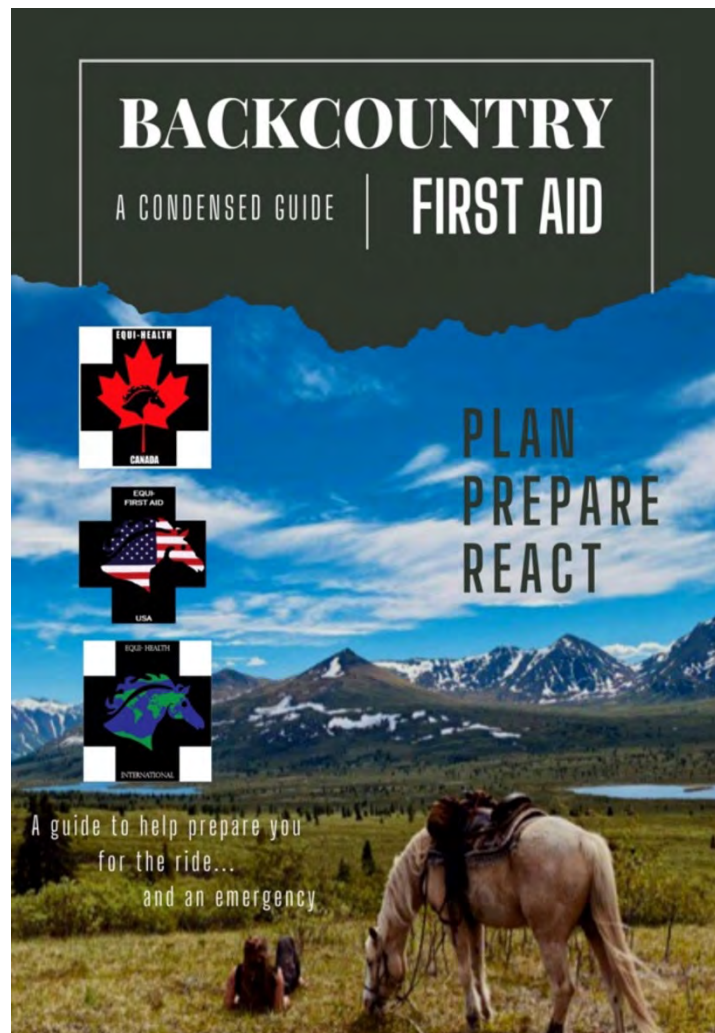
www.equihealthcanada.com
www.equi-firstaid.com



New Course in 2023!


Backcountry First Aid

This class is designed for the trail rider who needs to know Equine First Aid Basics while in a remote location. This three-hour class is a condensed version of our Advanced Wilderness class and covers: planning for your trail adventure, including communications, what to pack etc.; preparing your horse(s) for the trail, including conditioning and how much they can pack; vital signs; wounds; bandaging; snake bites; fractures, and more! Includes a reference guide to pack with you and a certificate of completion.




Additional Instructor Training Courses

To teach each of these classes requires an additional one-day instructor training and can be added to your teaching portfolio at any time. Existing Equine First Aid Instructors receive a discounted tuition for these courses – the discounted tuition is shown below (full tuition is \$1599/course).




Disaster Planning and Emergency Preparedness (Tuition \$799)

This class is a must for any livestock owner. In this class you'll teach fire prevention, planning for and executing safe evacuation procedures, hidden dangers and responding to emergencies. It also covers what to do in natural disasters such as flooding, wildfires, ice storms, hurricanes, tornadoes and more. Help owners to be prepared and keep their animals safe. This class is suitable for any barn and all horse owners, even if they board their horses. Class Price for your students: \$159. Manual Package cost to instructor: \$40. Minimal class supplies are needed.




Safe Trailering Practices (Tuition \$799)

Keeping horses safe is a number one priority. In this class you'll teach: determining whether a trailer is safe, safe loading and weight capacities; how to provide horses the best experience during transportation; protocols, responsibilities and liabilities involved in an accident. This is a practical day of learning for your students in how to keep their horses as safe as possible and be prepared for the unthinkable. Class Price for your students: \$159. Manual Package cost to instructor: \$40. Minimal class supplies are needed.



Livestock Handling for First Responders (Tuition \$799)

This one-day class is designed to be taught to first responder personnel who are likely to respond to emergencies involving livestock (e.g. traffic incidents, barn fires, natural disaster situations) but who may not have any knowledge or experience with handling livestock. This course covers each species, how each behaves and considerations for containment. The aim is to give first responders the ability to keep themselves and the public safe, while considering the welfare of the animals involved. Class Price for your students: \$159. Manual Package cost to instructor: \$40. Minimal class supplies are needed. (Pre-requisite: Instructors must be certified in Disaster and Safe Trailering).



Principles of Equine Nutrition (Tuition 999)

This one-day class, developed by A Stable Connection, covers the fundamental principles of equine nutrition. Most importantly, it is independent and unbiased. You will teach: what a horse has evolved to eat, the GI tract, classes of nutrients, types of forages and feedstuffs, reading feed labels, calculating rations, feeding for life stages, storage and special considerations. Activities for your students include calculating a horse's weight, body condition scoring, feed comparisons and ration calculations. Class Price for your students: \$159. Manual Package cost to instructor: \$65. Minimal class supplies are needed. Tuition includes a new instructor kit, with apparel, equipment & resources.



Equine First Aid Instructor Application

(please complete both pages)



Name: _____

Date of birth: _____

Email address: _____

Mailing address: _____

Phone number(s): _____

Course date: _____

Course location: _____

Vest Size: _____

Payment method:

☐ PayPal on website ☐ PayPal Invoice (will be sent to email provided) ☐ Personal Check*

* Make checks payable to "A Stable Connection and mail to 10961 Lake Forest Drive, Conroe, TX 77384, USA

Enrolling in: Basic & Advanced Equine First Aid Instructor (\$2999.00)

In signing this application I understand that, as an Equi-Health Canada/Equi-First Aid USA Instructor:

I will be an independent contractor responsible for my own business activities

I will be required to adhere to all Equi-Health Canada/Equi-First Aid USA standards and policies

I will be required to abide by the Equi-Health Canada/Equi-First Aid USA Code of Ethics.

Applicant's signature: _____ Date: _____

Affiliate: A Stable Connection www.astableconnection.com 10961 Lake Forest Drive, Conroe, TX 77384, USA.
Phone: 936-827-5694 email: lis@astableconnection.com

Head Office: Equi-Health Canada www.equi-healthcanada.com PO Box 551, Station Main, Okotoks, Alberta, Canada T1S 1A7 phone
(403) 700-9152 fax (403) 982-0957

Outline your equine and first aid experience

Have you taken any equine first aid training? ☐ Yes ☐ No

What would teaching the course mean to you?

Additional comments

Please save your completed form and email it to: lis@astableconnection.com

Affiliate: A Stable Connection www.astableconnection.com 10961 Lake Forest Drive, Conroe, TX 77384, USA.
Phone: 936-827-5694 email: lis@astableconnection.com

Head Office: Equi-Health Canada www.equi-healthcanada.com PO Box 551, Station Main, Okotoks, Alberta, Canada T1S 1A7 phone
(403) 700-9152 fax (403) 982-0957